
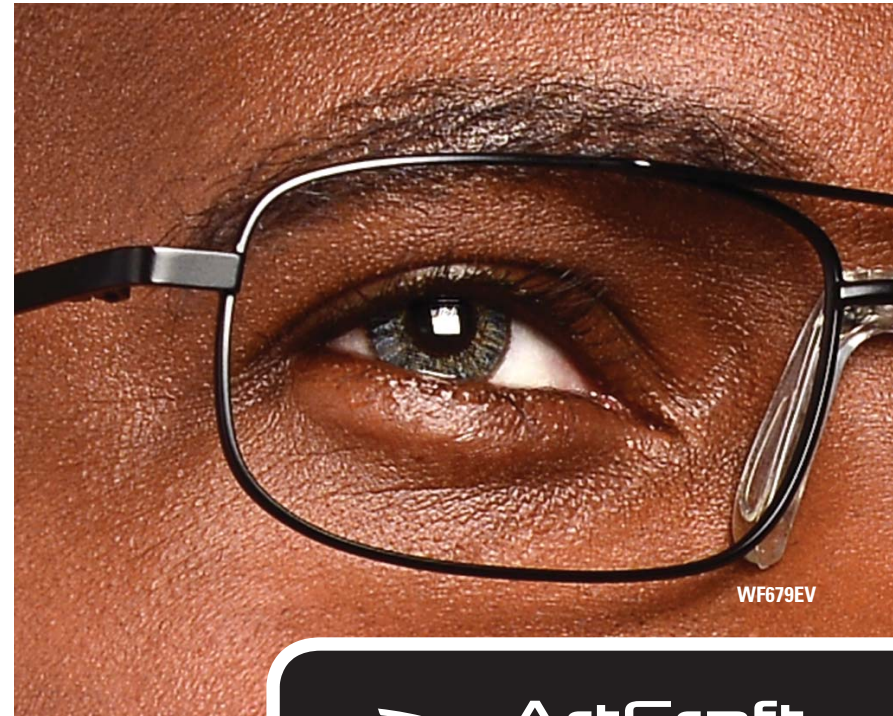


USA WORKFORCE®



**THE QUALITY STANDARD IN
Safety Prescription Eyewear**



ALL ARTCRAFT SAFETY EYEWEAR MEETS OR EXCEEDS CURRENT ANSI Z87.1-2010 STANDARDS

ArtCraft
Since 1918

ArtCraft's new Non-Conductive Series introduces fresh, unparalleled sporty styling, exciting color combinations, and perfect comfort.

With the superior strength of their construction – all-polycarbonate fronts and TR-90 temples – these products will set the new standard in this high-demand non-conductive safety Rx frame category.

WF971: The small size and top-selling dress eyewear colors for women make this frame an obvious first choice for any woman choosing a non-conductive safety frame.



Black



Tortoise



Coral



Violet



Style: Female
Features: High-Impact-Resistant Polycarbonate, Popular Fashionable Colors, NO METAL COMPONENTS
Sizes: 55□14/120mm
Colors: 97180 Coral, 97197 Violet, 97106 Matte Black, 97158 Tortoise
Nose Pads: Self-Fitting TPE Material
Side Shields: Integrated Construction

NEW! WF971

EYE	A	B	ED	DBL	TEMPLES
55□	55.0	33.0	57.3	14	120

Replaceable Sweat Bar:
 97152-B – Grey
 97187-B – Red



Extended Shield



Hydrophilic Nose & Brow



Hydrophilic Temple Grip



Temple Ventilation

WF970: The larger size, sporty styling, and top-selling dress eyewear colors for men make this frame an obvious choice for any man choosing a non-conductive safety frame.



Style: Male
Features: High-Impact-Resistant Polycarbonate, Popular Fashionable Colors, NO METAL COMPONENTS
Sizes: 58□16/125mm
Colors: 97006 Matte Black, 97058 Tortoise
Nose Pads: Self-Fitting TPE Material
Side Shields: Integrated Construction

NEW! WF970

EYE	A	B	ED	DBL	TEMPLES
58□	58.0	36.0	60.2	16	125

Replaceable Sweat Bar:
 97087-B - Red

Style: Male
Features: Titanium Flex Temples, Stainless Steel Front, Standard Hinges
Sizes: 53□17/135mm, 56□17/140mm
Colors: 95137 Matte Dark Brown, 95152 Matte Grey
Temples: 135mm, 140mm
Nose Pads: Snap-In Silicone
Side Shields: CP21 / LOK-IT

WF951SF
HYPOALLERGENIC

EYE	A	B	ED	DBL	TEMPLES
53□	53.0	36.0	56.7	17	135
56□	56.0	39.0	56.9	17	140



Style: Male
Features: Flexible Titanium Bridge, Stainless Steel Eyes, Sport-Style Temple/Side Shield Designs, Spring Hinges
Sizes: 52□19/140mm, 55□19/145mm
Colors: 95437 Matte Brown, 95452 Grey
Nose Pads: Snap-In PVC
Side Shields: CP23 / LOK-IT

NEW! WF954SF
HYPOALLERGENIC

EYE	A	B	ED	DBL	TEMPLES
52□	52.0	33.7	55.6	19	140
55□	55.0	35.6	58.6	19	145



Style: Unisex
Features: Titanium Flex Temples, Stainless Steel Front, Standard Hinges
Sizes: 50□18/135mm, 53□18/140mm
Colors: 95237 Matte Light Brown, 95252 Matte Light Grey
Temples: 135mm, 140mm
Nose Pads: Snap-In Silicone
Side Shields: CP21 / LOK-IT

WF952SF
HYPOALLERGENIC

EYE	A	B	ED	DBL	TEMPLES
50□	50.0	33.0	54.3	18	135
53□	53.0	36.0	57.6	18	140



Style: Unisex
Features: Titanium Flex Temples, Stainless Steel Front, Standard Hinges
Sizes: 49□21/135mm
Colors: 95306 Satin Black, 95361 Satin Gunmetal
Temples: 135mm
Nose Pads: Snap-In Silicone
Side Shields: CP21 / LOK-IT

WF953SF
HYPOALLERGENIC

EYE	A	B	ED	DBL	TEMPLES
49□	49.0	32.0	51.2	21	135



WF954SF

CONSTRUCTION:

Combinations of Stainless STEEL and FLEX Titanium components designed to provide superior strength, impact resilience, and corrosion resistance.

STYLE:

A diverse array of eye shapes, bridge designs, and temple lengths offer the best look possible while still assuring proper lens positioning for complex prescriptions.

COMFORT:

Lightweight frames with self-adjusting, flexible temples and soft, weight-bearing nose pads.

The perfect FASHION complement to any safety frame collection.



WF961FF

STYLE:

In-demand eye shapes for each category of men's, women's, and unisex. Unique temple colorization.

CONSTRUCTION:

Stainless steel fronts with rear-mounted bridges on the eyewires for extra strength.

COMFORT:

Lightweight frames with self-adjusting, FLEXible TR-90 temples.



Style: Male
Features: Flex TR-90 Temples, Unique Fashionable Colors, Standard Hinges
Sizes: 53□19/140mm, 55□19/145mm
Colors: 96137 Brown, 96152 Grey
Temples: 140mm, 145mm
Nose Pads: Snap-In PVC
Side Shields: CP22 / FF LOK-IT

WF961FF
HYPOALLERGENIC



EYE	A	B	ED	DBL	TEMPLES
53□	53.0	33.3	55.5	19	140
55□	55.0	35.3	57.5	19	145

Style: Female
Features: Flex TR-90 Temples, Unique Fashionable Colors, Standard Hinges
Sizes: 52□19/130mm
Colors: 96237 Brown, 96283 Rose
Temples: 130mm
Nose Pads: Snap-In PVC
Side Shields: CP22 / FF LOK-IT

WF962FF
HYPOALLERGENIC



EYE	A	B	ED	DBL	TEMPLES
52□	52.0	33.2	53.1	19	130

Style: Unisex
Features: Flex TR-90 Temples, Unique Fashionable Colors, Standard Hinges
Sizes: 52□19/135mm, 54□19/140mm
Colors: 96337 Brown, 96361 Gunmetal
Temples: 135mm, 140mm
Nose Pads: Snap-In PVC
Side Shields: CP22 / FF LOK-IT

WF963FF
HYPOALLERGENIC



EYE	A	B	ED	DBL	TEMPLES
52□	52.0	31.8	55.6	19	135
54□	54.0	33.3	57.6	19	140

FEATURES:

- Popular market-proven styles
- Multiple sizes for better fit and accurate Rx positioning
- Superior spring-hinge replacement temples available in alternate lengths
- Embossed temples and end-pieces exude quality
- Comfortable snap-in nose pads
- Lightweight and resistant to corrosion



WF827SS

Style: Unisex
Features: All Stainless Steel Construction, Spring Hinges, Multi-Focal Lens Shape
Sizes: 50□20/140mm, 53□20/140mm, 56□20/145mm
Colors: 82034 Bronzelite, 82093 Ruthenium
Temples: 140mm, 145mm
Nose Pads: Snap-In Silicone
Side Shields: CP15 / LOK-IT

WF820SS
HYPOALLERGENIC

EYE	A	B	ED	DBL	TEMPLES
50□	50.0	37.0	54.0	20	140
53□	53.0	40.0	57.0	20	140
56□	56.0	43.0	60.0	20	145



Style: Male
Features: All Stainless Steel Construction, Spring Hinges, Multi-Focal Lens Shape
Sizes: 50□20/140mm, 53□20/140mm, 56□20/145mm
Colors: 82137 Bronze, 82157 Gold, 82193 Ruthenium
Temples: 140mm, 145mm
Nose Pads: Snap-In Silicone
Side Shields: CP14 / CP15 (50mm)/LOK-IT

WF821SS
HYPOALLERGENIC

EYE	A	B	ED	DBL	TEMPLES
50□	50.0	36.0	54.0	20	140
53□	53.0	39.0	57.0	20	140
56□	56.0	42.0	60.0	20	145



Style: Unisex
Features: All Stainless Steel Construction, Spring Hinges, Multi-Focal Lens Shape
Sizes: 51□19/140mm, 54□19/145mm
Colors: 82637 Bronze, 82661 Gunmetal
Temples: 140mm, 145mm
Nose Pads: Snap-In Vinyl
Side Shields: CP15 / LOK-IT

WF826SS
HYPOALLERGENIC

EYE	A	B	ED	DBL	TEMPLES
51□	51.0	34.0	55.2	19	140
54□	54.0	37.0	58.2	19	145



Style: Male
Features: All Stainless Steel Construction, Spring Hinges, Multi-Focal Lens Shape
Sizes: 51□18/140mm, 53□18/145mm, 55□18/150mm
Colors: 82737 Brown, 82793 Ruthenium
Temples: 140mm, 145mm, 150mm
Nose Pads: Snap-In Vinyl
Side Shields: CP15 / LOK-IT

WF827SS
HYPOALLERGENIC



EYE	A	B	ED	DBL	TEMPLES
51□	51.0	32.5	55.0	18	140
53□	53.0	34.5	57.0	18	145
55□	55.0	36.5	59.0	18	150

Style: Unisex
Features: All Stainless Steel Construction, Spring Hinges, Multi-Focal Lens Shape
Sizes: 49□16/140mm, 51□16/145mm
Colors: 83137 Matte Brown, 83152 Matte Grey
Temples: 140mm, 145mm
Nose Pads: Snap-In Vinyl
Side Shields: CP15 / LOK-IT

WF831SS
HYPOALLERGENIC



EYE	A	B	ED	DBL	TEMPLES
49□	49.0	30.0	53.0	16	140
51□	51.0	32.0	55.0	16	145

Style: Male
Features: All Stainless Steel Construction, Spring Hinges, Multi-Focal Lens Shape
Sizes: 53□17/140mm, 55□17/145mm
Colors: 83237 Antique Brown, 83252 Antique Gunmetal
Temples: 140mm, 145mm
Nose Pads: Snap-In Vinyl
Side Shields: ESS-P1 / LOK-IT

WF832SS
HYPOALLERGENIC



EYE	A	B	ED	DBL	TEMPLES
53□	53.0	36.0	55.0	17	140
55□	55.0	38.0	57.0	17	145

FEATURES:

- Contemporary, upscale styling in male and unisex shapes
- Multiple frame sizes plus additional temple length replacements
- Satin and engraved finishes to best complement each style
- Snap-in vinyl nose pads
- Spring hinge temples with easily adjustable soft mastoid bend tips

WF831SS –
 SOLID MILLED FRONT CONSTRUCTION

As the newest additions to the Custom Series, these EV styles provide **Exceptional Value** in pricing and style. Sure to please most people – most of the time.

The female style – WF678EV – has an extremely popular, functional eye shape and attractive colors.

The male style – WF679EV – is a modern rectangular eye shape and sports a soft-wing bridge to fit all nasal profiles most comfortably.

Style: Female
Features: Standard Hinges
Sizes: 51□20/140mm
Colors: 67837 Matte Brown, 67872 Matte Lavender
Nose Pads: Snap-In PVC
Side Shields: CP25 / LOK-IT

NEW! F678EV



EYE	A	B	ED	DBL	TEMPLES
51□	51.0	34.9	51.7	20	140

Style: Male
Features: Standard Hinges
Sizes: 53□18/145mm
Colors: 67906 Matte Black, 67961 Matte Gunmetal
Nose Pads: Universal-Fit Wing Bridge
Side Shields: CP25 / LOK-IT

NEW! WF679EV



EYE	A	B	ED	DBL	TEMPLES
53□	53.0	33.5	56.0	18	145



WF679EV

WF678EV

Style: Male
Features: Tu-Tone finish, All Monel Construction, Standard Hinges
Sizes: 52□18/145mm, 55□18/150mm
Colors: 67261 Gunmetal, 67237 Bronze
Temples: 145mm, 150mm
Nose Pads: Snap-In Vinyl
Side Shields: CP14 / LOK-IT

WF672A

EYE	A	B	ED	DBL	TEMPLES
52□	52.0	43.0	57.0	18	145
55□	55.0	36.0	60.0	18	150



Style: Male
Features: Tu-Tone Finish, All Monel Construction, Standard Hinges
Sizes: 51□19/140mm, 54□19/145mm, 57□19/145mm
Colors: 67337 Bronze, 67393 Pewter
Temples: 140mm, 145mm
Nose Pads: Snap-In Vinyl
Side Shields: CP14 / LOK-IT

WF673A

EYE	A	B	ED	DBL	TEMPLES
51□	51.0	42.0	57.5	19	140
54□	54.0	45.0	60.5	19	145
57□	57.0	48.0	63.5	19	145



Style: Unisex
Features: All Monel Construction, Standard Hinges
Sizes: 47□21/135mm, 50□21/140mm, 53□21/145mm
Colors: 67417 Dusk, 67437 Brown
Temples: 135mm, 140mm, 145mm
Nose Pads: Snap-In Vinyl
Side Shields: CP15 / LOK-IT

WF674A

EYE	A	B	ED	DBL	TEMPLES
47□	47.0	33.0	49.0	21	135
50□	50.0	36.0	52.0	21	140
53□	53.0	39.0	55.0	21	145



Style: Unisex
Features: Tu-Tone Finish, All Monel Construction, Standard Hinges
Sizes: 48□19/145mm, 51□19/150mm
Colors: 67737 Bronze, 67761 Gunmetal
Temples: 145mm, 150mm
Nose Pads: Snap-In Vinyl
Side Shields: CP15 / LOK-IT

WF677

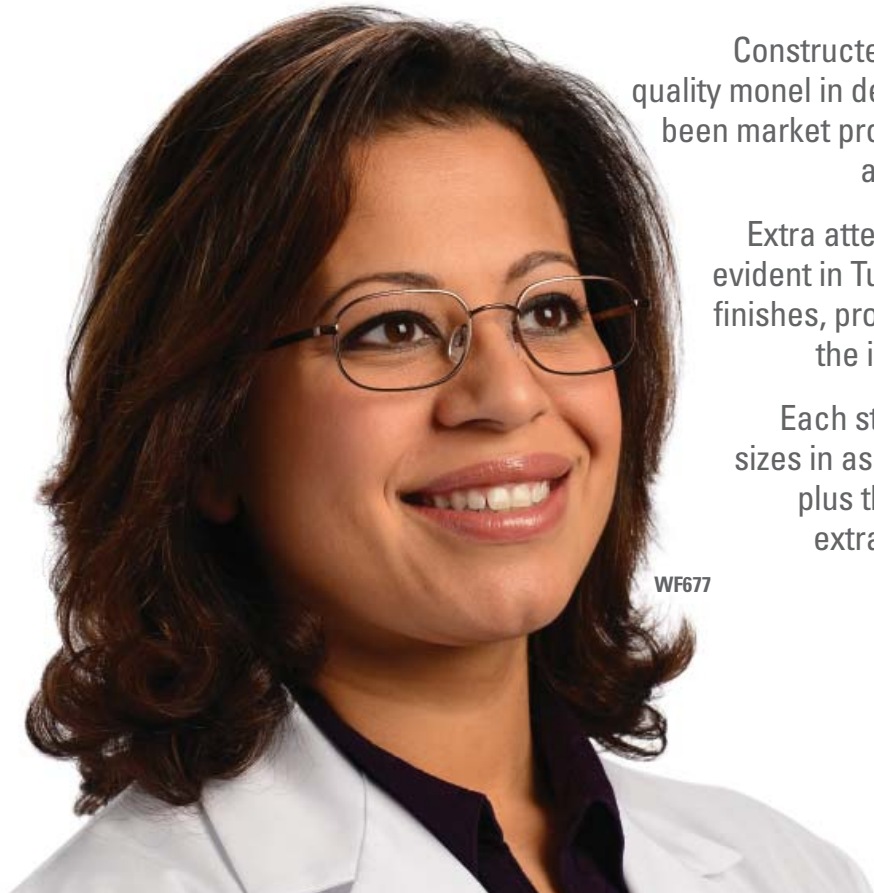
EYE	A	B	ED	DBL	TEMPLES
48□	48.0	33.0	52.5	19	145
51□	51.0	36.0	55.5	19	150



Constructed of the highest quality monel in designs that have been market proven for comfort and style appeal.

Extra attention to detail is evident in Tu-Tone and satin finishes, properly accenting the individual styles.

Each style has multiple sizes in assembled frames plus the availability of extra temple lengths for a Custom fit.



WF677

Style: Male
Features: All Titanium Construction, Spring Hinges
Sizes: 53□16/142mm, 56□16/147mm
Colors: 81537 Bronze, 81561 Gunmetal
Temples: 142mm, 147mm
Nose Pads: Snap-In Silicone
Side Shields: CP14 / LOK-IT

WF815T
HYPOALLERGENIC

TITANIUM



EYE	A	B	ED	DBL	TEMPLES
53□	53.0	41.5	59.0	16	142
56□	56.0	44.5	62.0	16	147

Style: Female
Features: Elaborate Embossed Temple Design, Antique Colors, Spring Hinges
Sizes: 46□20/135mm, 48□20/140mm
Colors: 82917 Antique Blue, 82957 Antique Gold, 82983 Antique Rose
Temples: 135mm, 140mm
Nose Pads: Snap-In Vinyl
Side Shields: CP15 / LOK-IT

WF829

PRESTIGE



EYE	A	B	ED	DBL	TEMPLES
46□	46.0	36.7	49.0	20	135
48□	48.0	38.7	51.0	20	140

Style: Female
Features: Cellulose Acetate, Spring Hinges
Sizes: 50□17/140mm, 52□17/145mm
Colors: 74537 Amber, 74552 Grey
Temples: 140mm, 145mm
Side Shields: CP18

WF745

BENCHMARK



EYE	A	B	ED	DBL	TEMPLES
50□	50.0	32.5	53.0	17	140
52□	52.0	34.5	55.0	17	145

Style: Unisex
Features: Cellulose Acetate, Spring Hinges
Sizes: 50□17/140mm, 52□17/145mm
Colors: 74406 Black, 74437 Amber
Temples: 140mm, 145mm
Side Shields: CP18

WF744

BENCHMARK



EYE	A	B	ED	DBL	TEMPLES
50□	50.0	39.5	53.5	17	140
52□	52.0	41.5	55.5	17	145

WF744



WF952SF w/Shield and LOK-IT



WF962FF w/Shield and FF LOK-IT



The LOK-IT and FF LOK-IT systems provide an easy alternative to drilling and riveting, making it simple to permanently attach safety side shields in the field.

USA WORKFORCE®



Art-Craft Optical Co., Inc.

57 Goodway Drive South
Rochester, NY 14623 USA

Toll Free: 800-828-8288

Office: 585-546-6640

Fax: 585-546-5133

www.usaworkforce.com

aco@usaworkforce.com



ART-CRAFT OPTICAL CO., INC. is an internationally-recognized manufacturer of prescription dress and safety ophthalmic frames.

Located in Rochester, NY, for more than 95 years, ArtCraft has long been known in the ophthalmic community for its commitment to uncompromising quality. Dispensers around the world have seen this commitment in decades of ArtCraft eyewear, but ArtCraft frames do more than help the way you look: when you need them to, ArtCraft frames – from the USA Workforce Collection – keep your eyes safe.



Distributed by:



701 North Weinbach Avenue, Suite 410
Evansville, Indiana 47711

Phone: 800-535-5067

Fax: 800-817-8737